

RIGHTFITGUIDE

FURNITURE DELIVERY



Preparing for Your Home Delivery

- Please ensure there is a safe path from the road to your home (snow, ice removal & salting).
- Please ensure there is a clear path from point of entry to the point of destination of your new furniture/accessories.
- All existing furniture that needs to be moved by our staff, requires disassembly prior to our arrival.
- Measure all doorways, ceiling heights, hallways, bulkheads and stairways for clearance. Compare these measurements to the clearance requirements of your product being delivered.
- If placing your new furniture on tile or hardwood floors, you should be prepared to install felt pad protection.

Customers in Apartments

- Book your elevator for your delivery day. We will call you with an estimated arrival time of your delivery.
- Measure the height in the hallway outside of your apartment to ensure you have the proper clearance for your delivery.
- Our delivery team will only bring products up 2 levels of stairs (to third level).

Your Delivery Service Will Not Include...

- Disassembling your existing products for one for one moves within your home.
- Assembly of any ready to assemble (RTA) merchandise.
- Moving any pre-assembled (RTA) merchandise
- Disassembly of storage or sleigh beds.
- Removing headboards from bed frames.
- Removal of mirrors from dressers.
- Removal of backs or feet from reclining sofas, loveseats and chairs.
- Disassembly of dining room table legs or pedestals.

Service	Complete Delivery	Standard Delivery	Threshold Delivery
Provide delivery window	✓	✓	✓
Purchase placed in room of choice	✓	✓	
Purchase placed in garage/porch			✓
Complete setup (excluding RTA product)	✓		
One for one move of like items currently in your home for each new item delivered	✓		
Disposal of mattress/boxspring (\$30 per set)	✓		
Remove packaging from home	✓		

All damage to product must be reported within 24 hours. Please contact Customer Care at 1-877-315-5170



Don't Forget...

Please make sure that there will be someone home over the age of 18 authorized to inspect, accept and sign for delivery.

Thank you for your business!

For more information on obtaining the RIGHT FIT visit WWW.TEPPERMAN.COM/RIGHT-FIT-GUIDE or SCAN HERE

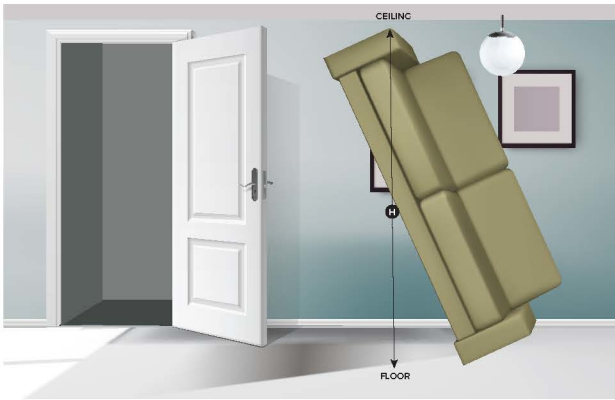


Product Measurements			
Item	Width	Height	Length

Entryway, Hallway and Stairway Measurements			
Location	Width	Height	Length

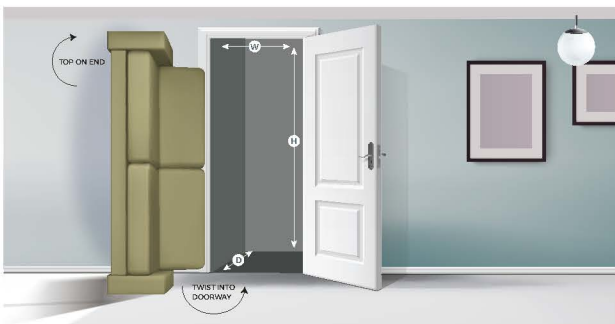
Standing Sofas on End

- Corner to corner measurements are required for sofas that will need to be stood on end.
- Diagonal height is critical for tight turns and the majority of deliveries into basements.



Doorways

- Measure the Height, Width and Clearance of your doorway.
- Take into account any fixtures or immovable objects for measurements such as light fixtures.
- Please remove any objects around your doorways.
- Doors/Storm doors, and/or hardware may be necessary to remove and removed by customer prior to arrival of delivery team.
- Any objects or items around your doorways that might be in the way for your delivery, should be moved prior to the arrival of your new items.
- Some loveseats and smaller sofas may be placed on end and twisted through the doorway seat first.




Diagonal depth will help you to understand if your sofa can go through a door at an angle.



Stairways

Measure the height (H), width (W) and depth (D) of the stairwells to allow turning on the stairs.



Elevators

Please measure the following areas in and around your elevator:

- Elevator door size
- Elevator ceiling height
- Hallway ceiling height
- Hallway width off elevator
- Hallway light fixtures

